

CCRR 2022 Wages Statistics

Welcome to the NSCR Child Care Wages Statistics for the year 2022!

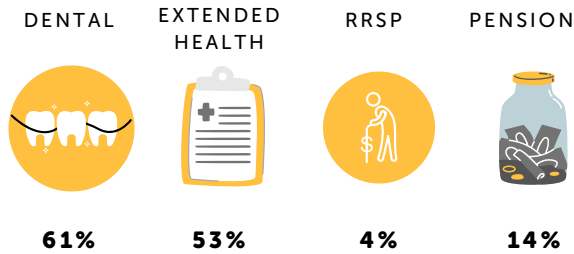
This report provides an overview of the wages earned by daycares operating across the North Shore providing useful insight into child care wages.

Thank you to everyone who completed the North Shore Child Care Resource and Referral Wages Survey. We sincerely appreciate your input and dedication to child care on the North Shore

This information only reflects licensed group child care and includes the Child Care Fee Reduction Initiative (CCFRI). This data is based on a 30% total response rate.

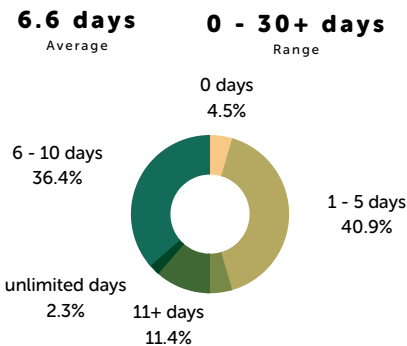
Benefits

For those who provide a benefits package, the percentage of facilities that include each benefit are:

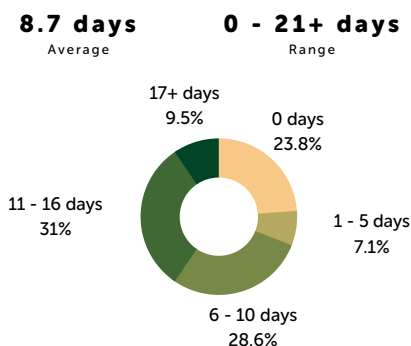


- *Two respondents receive bonuses
- *One respondent receives life insurance
- *One respondent receives extra pay on Professional Development Days
- *One respondent receives monthly gas cards
- *Two respondents receive reimbursement for certain related courses
- *18% of respondents receive zero benefits

Paid Sick Days, Yearly



Paid Vacation Days, Yearly



Wages, by Position Title

Position	Average (\$)	Range (\$)
Manager	30.84	24.00 - 59.00
Infant/Toddler Educator	26.11	20.00 - 31.94
Special Needs Educator	25.32	21.50 - 31.94
Early Childhood Educator	23.81	19.00 - 29.76
ECE Assistant	20.14	17.00 - 25.76
Responsible Adult	18.59	17.00 - 25.00
Substitute	20.56	17.00 - 25.56

*In the substitute category, 12.5% of respondents answered "dependent on qualification"